

The LEDfuel luminaire is a robust, high-performance lighting solution designed for demanding environments. It features advanced IP68-rated optics for superior protection against dust and water, ensuring long-term reliability. With various optical distributions available, it can be tailored to suit different applications.



General Data

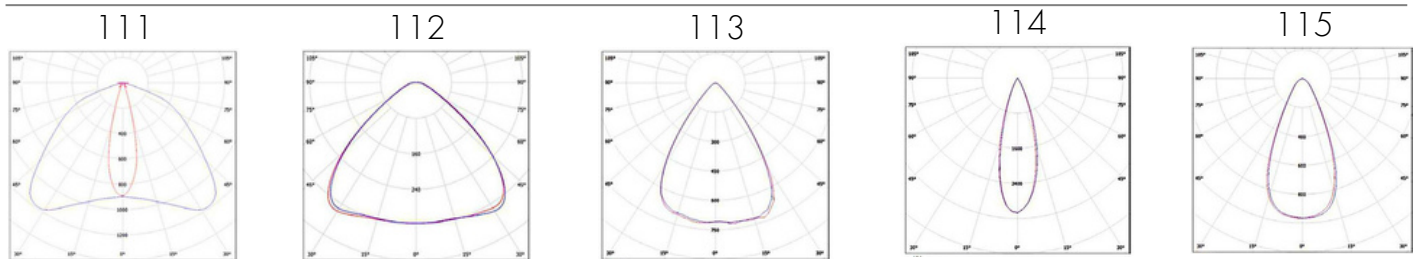
Housing	Mild Steel
Diffuser	Polycarbonate IP68 Optics
Surge protection	10kV/kA 20kV/kA optional
Housing finish	Powder coated
Mounting	Surface / Recessed
Mounting fasteners	Not included
Nominal Voltage	198V - 240V 50/60Hz
Operating temperature	-35 °C to + 50 °C

Technical Data

Full product name	Luminous Flux @ 50°C	Efficacy	Weight	LED Lifetime
LEDfuel Canopy Light 100W	11,684	171lm/w	2.36kg	100,000hrs
LEDfuel Canopy Light 120W	11,684	171lm/w	2.36kg	100,000hrs
LEDfuel Canopy Light 150W	27,672	184lm/w	2.36kg	100,000hrs

*All specifications are indicative only and could differ from final product

Polar curves



Ordering Data (*optional)

Colours: Black / White / Grey

CCT: *3000K / 4000K / *5000K / *5500K


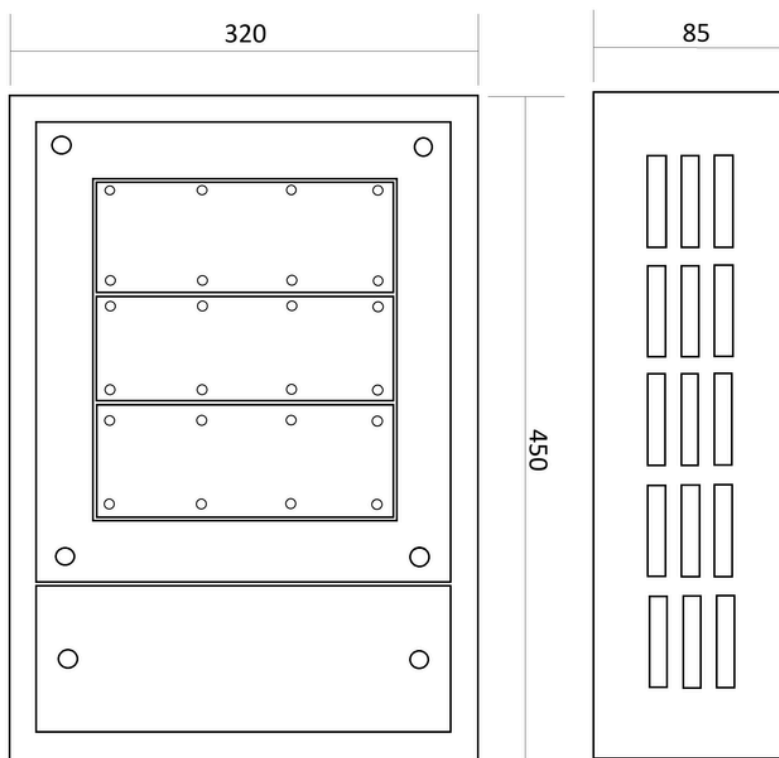
Features: IP66

Installation: Surface

Accessories: Battery backup 1 or 3 hours maintained at 20% output.

Applications: Walls / Ceilings / Commercial / Industrial

Dimensions



Mounting instructions

- Ensure that the power has been disconnected
- Remove existing fitting if present
- Connect the 220V incoming line to the supplied "pigtail"
- Mount the luminaire to the surface
- Tighten the fasteners to no more than 9 nm
- Test the luminaire to ensure that it is functioning correctly
- **NB - This luminaire must be installed by an accredited and qualified electrician**

Locally manufactured *the images shown are for illustration purposes only and may not be an exact representation of the final product. 5 Year warranty (terms and conditions apply)